

The Tenth UN-GGIM-AP Plenary Meeting Arrangements

United Nations Economic and Social Commission for Asia and the Pacific
(UNESCAP)

National Mapping Agency of Indonesia
(Badan Informasi Geospasial - BIG)

The Arrangements

- The agenda
- For participants
- Troubleshooting
- Where to ask?

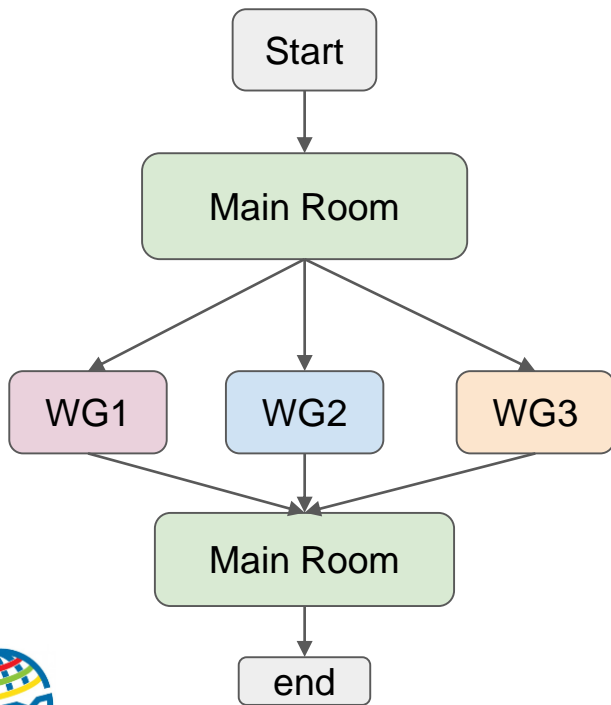


The Agenda



Agenda Day

1



Tuesday 2 November 2021

Working Group Meetings, 11:00 – 14:00 (UTC+7, Bangkok/Jakarta time)

11:00 – 11:05

Welcome to Working Group Meetings
Mr. Simon Costello, Geoscience Australia

11:05 – 11:10

Welcome to Working Group Meetings by Host Country
Mr. Muh Aris Marfai (Head of Geospatial Information Agency of Indonesia)

Parallel Meetings of UN-GGIM-AP Working Groups (separate meeting rooms on Zoom will be assigned to each WG)

11:10 – 13:40

Working Group 1
Geodetic Reference
Frame

Working Group 2
Cadastre and Land
Management

Working Group 3
Integrating Geospatial
Information and Statistics

Discussion and wrap-up (in one meeting room on Zoom)

13:40 – 13:45

Summary by Working Group 1
Mr. Miyahara Basara, Geospatial Information Authority of Japan

13:45 – 13:50

Summary by Working Group 2
Mr. Taikjin Kim, LX Corporation Korea

13:50 – 13:55

Summary by Working Group 3
Mr. Antonius Bambang Wijanarto, Geospatial Information Agency of Indonesia

13:55 – 14:00

Closing Remarks by President or Secretariat
Mr. Simon Costello, Geoscience Australia



WG Agenda (tbc)

Working Group Meetings	
11:10 – 11:15	Join the breakout room
11:15 – 11: 20	Welcoming Confirmation of Agenda Meeting rules
11:20 – 12:20	Working Group Meetings (Presentation + QA)
12:25 – 12:25	Break 5min
12:25 – 13:25	Working Group Meetings (Presentation + QA)
13:25 – 13:50	Closing (Conclusion & Report preparation)
13:50 –	Leave the breakout room, and back to main room



Agenda Day

2

Thursday 4 November 2021

Plenary Meeting, 12:00 – 15:00 (UTC+7, Bangkok/Jakarta time)

12:00 – 12:05	Welcome to Plenary Meeting by host country <i>Mr. Mohamad Arief Syafii, Geospatial Information Agency of Indonesia</i>
12:05 – 12:10	Welcome to Plenary Meeting <i>Mr. Simon Costello, Geoscience Australia</i>
12:10 – 12:15	Welcome to Plenary by Secretariat <i>Ms. Tiziana Bonapace, Director, ICT and Disaster Risk Reduction Division, ESCAP</i>

Agenda item 1: Confirmation of Agenda

12:15 – 12:20	Confirmation of Agenda <i>Mr. Simon Costello, Geoscience Australia</i>
---------------	---

Agenda item 2: Report from UN-GGIM-AP Secretariat

12:20 – 12:30	Report from UN-GGIM-AP Secretariat <i>Mr. Keran Wang, ESCAP</i>
---------------	--

Agenda item 3: Liaison Reports

12:30 – 12:40	Highlight from UN-GGIM 11 <i>Mr. Greg Scot, UN-GGIM Secretariat</i>
12:40 – 12:55	UN-GGIM looking to the future: Report to ECOSOC: <i>Mr. Greg Scot, UN-GGIM Secretariat</i>
12:55 – 13:05	Liaison Report from ESCAP <i>Mr. Keran Wang, UN-GGIM-AP Secretariat, ESCAP</i>
13:05 – 13:15	<i>10min Break</i>

Agenda item 4: Working Group & Network Reports

13:15 – 13:30	Report from WG1: Geodetic Reference Frame <i>Mr. Miyahara Basara, Geospatial Information Authority of Japan</i>
13:30 – 13:45	Report from WG2: Cadastre and Land Management <i>Mr. Taikjin Kim, LX Corporation Korea</i>
13:45 – 14:00	Report from WG3: Integrating Geospatial Information and Statistics <i>Mr. Antonius Bambang Wijanarto, Geospatial Information Agency of Indonesia</i>

Agenda item 5: Election of the UN-GGIM-AP Executive Board

14:00 – 14:15	Report from the Secretariat <i>Mr. Keran Wang, ESCAP</i>
---------------	---

Agenda item 6: Establishment of the Working Groups

14:15 – 14:30	Report from the Secretariat <i>Mr. Keran Wang, ESCAP</i>
---------------	---

Agenda item 7: Resolutions

14:30 – 14:50	Adoption of Resolutions <i>Mr. Simon Costello, Geoscience Australia</i>
14:50 – 15:00	Closing Remarks by President <i>Mr. Simon Costello, Geoscience Australia</i>

Optional Agenda: Virtual Tour Ijen GeoPark

3 November 2021

Ijen Geopark with its one-of-a-kind geological and biological properties become a part in the UNESCO Global Geopark. Situated in the East Java, along with its natural properties, the geopark also possess cultural diversity and distinctive community empowerment.

The unique phenomenon of an acidic crater lake and the world only-and-best blue fire has made this area worth of attention. In addition to its geological feature, the volcanic events also led the emergence of endemic flora and fauna waiting to be explored. Furthermore, discover other side of the geopark on the culture richness of indigenous Osing tribes that still well preserved to this day.

Join the Virtual Tour of Ijen Geopark. Get to know the beautiful landscape of Ijen Geopark through our Virtual Geotourism Tour.



Virtual Tour Ijen GeoPark

Wednesday 3 November 2021

Free Day : Virtual Tour Ijen Geopark

Opening

12:00 – 12:05 Welcome to Virtual Tour Geopark Ijen
Mr. Fikli Perdana Kusuma, Ijen Geopark

12:05 – 12:10 Video “Evolve Ijen Geopark”

Virtual Geotour of Ijen Geopark “Exploring Ijen Volcanos”

12:10 - 12:20 Introduction of Ijen Geopark
Mr. Abdillah Baraas, Ijen Geopark

12:20 – 12:45 Material Session :
Mr. Firman Sauqi Nur Sabila, Ijen Geopark

Discussion and Closing

12:45 – 13:00 Discussion
Mr. Fikli Perdana Kusuma, Ijen Geopark
Mr. Abdillah Baraas, Ijen Geopark
Mr. Firman Sauqi Nur Sabila, Ijen Geopark

13:00 - 13:15 Video “Exploring Kemiren Traditional Village”

13:15 – 13:20 Closing
Mr. Fikli Perdana Kusuma



Virtual Tour Ijen GeoPark Link

The Ijen GeoPark Virtual Tour in
3 November 2021, 12:00 - 13:20 AM
BKK/JKT time.

The link for virtual tour

<https://toponim.id/VTbig>

Please show up 15 minutes prior to the
Virtual Tour start



For Participants





For Participants [1]

Preparation (before join the meeting)

- Check you confirmation mail form the organizer (username, meeting ID, password), sent after web registration, D-7 and D-1
- Please change your display name using following format:
Your WG - First/Last Name - Country
example: **WG2 - John Fulan - Indonesia** , **WG1 - Chang - Nepal**
- The display name setting can be accessed via
 - your zoom webpage (login to <https://zoom.us/signin> using your credential)
 - your zoom apps in your phone
- **Important**: your display name will help the automatic process of room transfer from plenary meeting to the working group meeting. Incorrect format may cause delay to enter the destined room
- Check your profile picture on your zoom account
- Check your internet connection (some network require to change certain firewall setting for video conference)



For Participants [2]

Joining the Main/Plenary Room (Day 1 & Day 2)

- Please join 15 minutes prior to the meeting
- Wait until the organizer approve you
- Upon approval, you will be in the main/plenary room
- Wait until the meeting starts, while the organizer will show important information regarding the event
- **Important note:** the organizer (BIG & UNESCAP) have the full authority to manage all the meeting aspect including to control participants' microphone, chat, video, etc.



For Participants [3]

During the Meeting (Day 1 & Day 2)

- The organizer will mute your microphone, should you have something to convey please click “raise hand” button
- The organizer will check your display name to comply with the format, and change it if necessary
- Please do not use chat “to everyone” to communicate with another participant(s), use private channel instead

Note for the Day-1 meeting:

After the opening and welcome speech, the main room will be divided into three WG rooms. It will be done automatically by the organizer, then please wait until the organizer transfer you to your WG room.



For Participants [4] : WG Meeting, Day 1

During the Meeting in WG

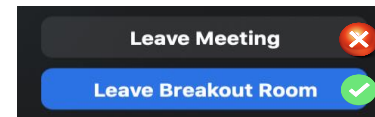
- After transferred from the main room, you will be on WG meeting room
- Wait for the chair to starts the meeting
- Should you have something to convey, click **raise hand** button
- For the question/discussion session please use the link provided:
 - <https://un-ggim-ap.big.go.id/askWGx> ⇒ replace “x” with your WG number: 1, 2, 3
- The question will be managed by the chair



raise hand

After WG Meeting Finished:

- After the WG meeting end, you will be transferred to main room for closing
- Please click the **Leave Breakout Room** / **Return to Main Session**, NOT the **Leave Meeting**, the latter will completely disconnecting you from all the UN-GGIM-AP meeting
- Should you mistaken leave the meeting, please re-join using your credential





For Participants [5]

At the End of the meeting (Day 1 & Day 2)

- Immediately after the closing speech, you can leave the main room
- If you wish to have a chat with another participants, please use private channel
- The main room will be fully offline for all participants and the organizers in 15 minutes after the closing

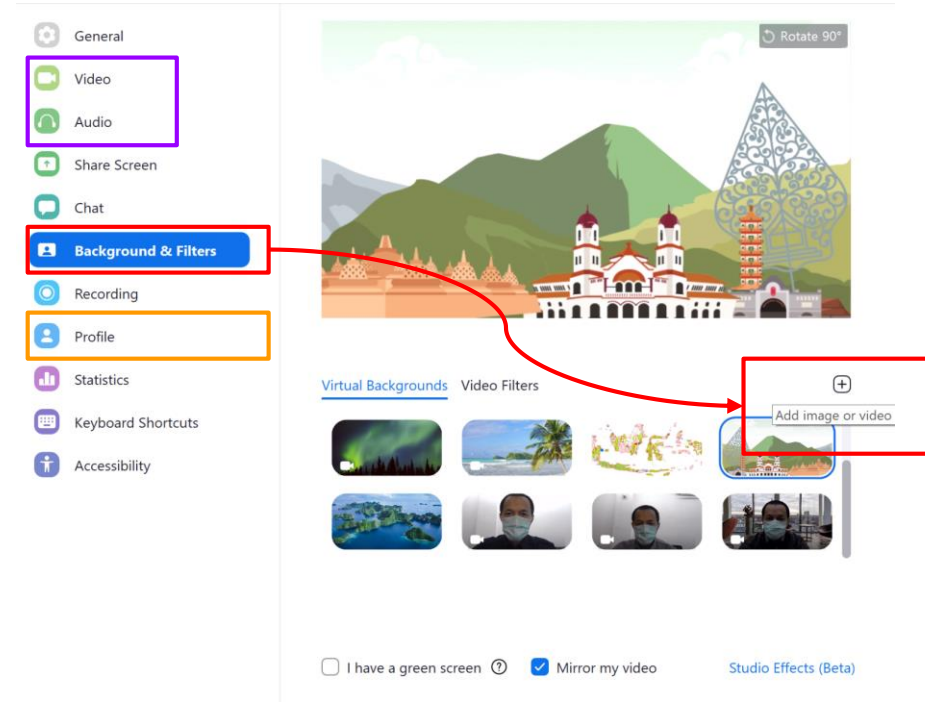
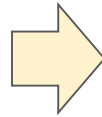
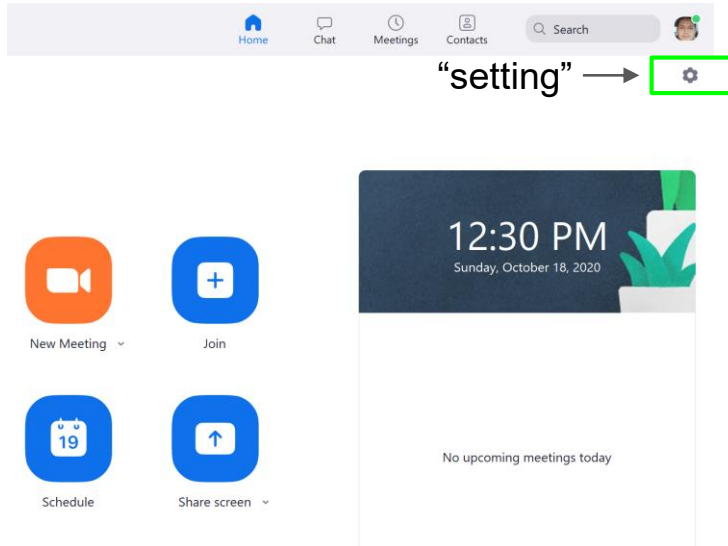


Troubleshooting



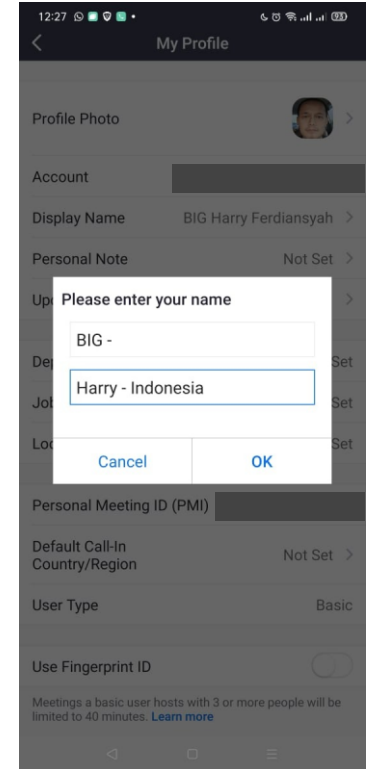
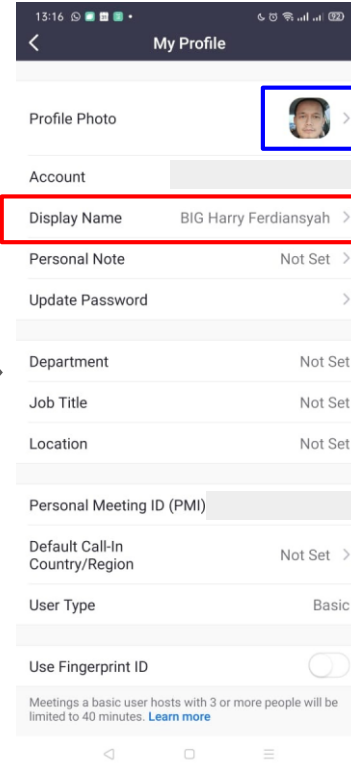
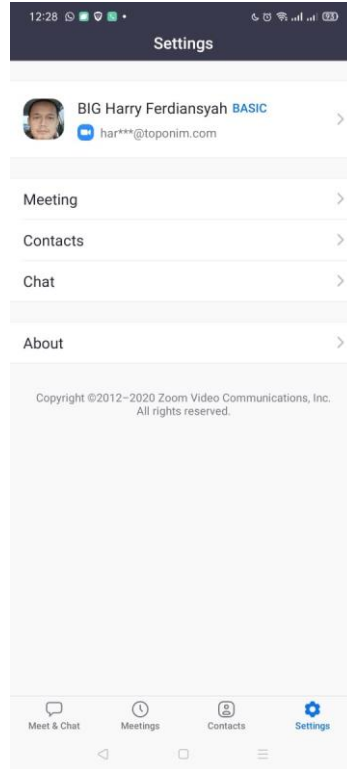
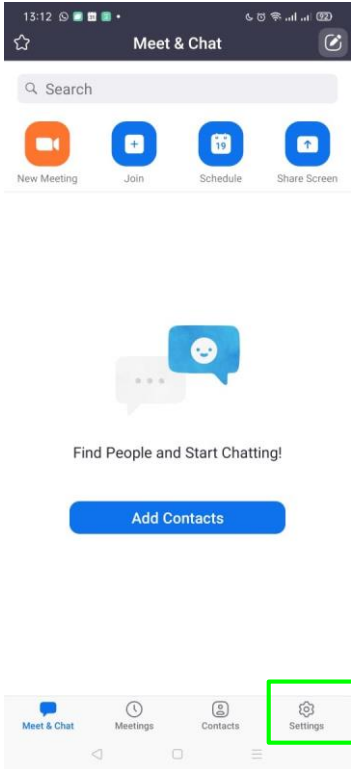
Set/test in your computer

Video, Audio, Profile Picture & Background





Set your display name in your phone



User's guide: zoom

For the UN-GGIM-AP meeting purpose, you can find all the necessary file to connect to the meeting, please visit the page :

<https://un-ggim-ap.big.go.id/manual>

The general user guide can be found at <https://zoom.us/support>



Where to Ask?



